

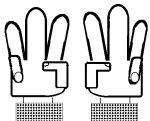


the Hebrew program: Hebrew Today!

motto: "They know a lot, and they enjoy it!"

What's innovative (and fun) in the Hebrew program?












glyphs.

'Sight-words' are taught, to provide 'meaningful context' for alphabet learning. They are taught via 'glyphs': pictures that look like the Hebrew spellings.

<p>six</p>  <p>שש</p> <p>shesh</p>	<p>night</p>  <p>לילה</p> <p>laylah</p>	<p>tree</p>  <p>עץ</p> <p>'ets</p>
---------------------------------------------------------------------------------------------------------------------	--------------------------------------------------------------------------------------------------------------------------	-----------------------------------------------------------------------------------------------------------------------

associations for letters.

'Associations' are used to teach letters, highlighting their differences. Traditional letter-names are deferred for a couple of years.

 <p>ש</p> <p><u>sh</u>ip</p>	 <p>ט</p> <p><u>T</u>eapot (open on top)</p>
 <p>ל</p> <p><u>l</u>ightning bolt</p>	 <p>מ</p> <p><u>m</u>ountain (open on bottom)</p>
 <p>ר</p> <p><u>r</u>ound <u>r</u>ainbow</p>	 <p>ו</p> <p><u>s</u>ort of a <u>c</u>ircle</p>
 <p>ד</p> <p><u>d</u>iving board</p>	 <p>פ</p> <p><u>p</u>irate with a <u>p</u>in in his ear</p>
<p>y</p> <p>ע</p> <p>y is silent</p>	 <p>כ</p> <p><u>c</u>ave with a <u>c</u>ookie inside</p>
 <p>צ</p> <p>sitting with <u>p</u>izza</p>	 <p>ב</p> <p><u>b</u>OX with a <u>b</u>all inside</p>

speaking via vocabulary (c.25 words/year).

see parents' site:

<http://www.tiferethisrael.com/torahschool/parentshebrew/>

You can learn, too! (Also: looking for something to do Sunday mornings?)

associations for words.

These associations teach spoken words (the same words, of course).

"If you see A HOUSE, **buy it?**"

"**Char**lotte IS SINGING."

independent, fluent speaking.

Students learn to speak on their own, via simple sentence structures.

An elephant

A camel

pil

shar

is singing

gamal

ba

is coming

motzi

is taking out

etz

pri

a tree

fruit

prayer with comprehension.

via key-words: **pri, motzi, ...** (fruit, takes out)

Most words taught are useful for both speaking and prayer.

learning games.

Flash-card games, including contests, bingo, etc. are used to make learning fun.

"magic letters."

e.g. **shabat shalom, + shar, shev, shvi'i** (sabbath, peace, sing, sit, seventh);

or **peh, panim, poteahh, pele', pil** (mouth, face, open, wonder, elephant).

goal: be supportive!

(E.g. don't show off what you know: Help them with what they're learning!)